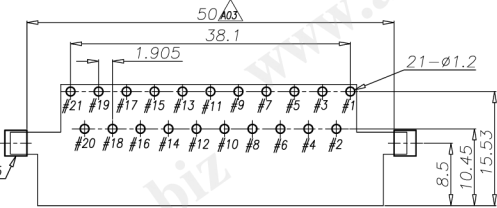
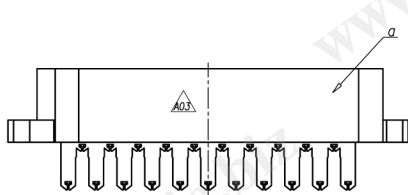
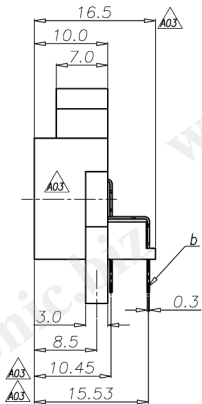
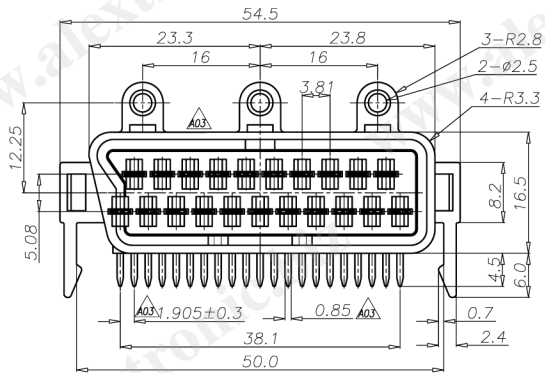


CATEGORY	DESCRIPTION	P/N #
CONNECTOR	SCART SOCKET 21Pin, 1*1 PORT, R/A, T/H, Without Shielding,Screw Holes X3	ST111R-21070-0000 Δ_{A03}

REV.	ECN NO	DESCRIPTION	REVISED	DATE
A2	ECN05090202	Revised the durability cycles	Alex.h	2005.09.02
A03	ECN09091001	1.料號由2ST21R-B070-X0變更爲ST111R-21070-0000. 2.更改右視圖與前視圖,更改序號15,16,26,27的標注尺寸,增加序號爲21的標注尺寸. 3.PCB LAYOUT的視圖由底部視圖更改爲頂部視圖	GMC	2009.09.09

Specifications

1. Rating: 3A 100V DC
2. Contact Resistance: 30mΩ MAX
3. Insulation Resistance: 1000MΩ MIN. at 500V DC
4. Withstanding Voltage: 800V AC for one minute
5. Operating Temperature Range: -25°C to +70°C
6. Mating Force: 6.0Kgf MAX
7. Unmating Force: 1.5Kgf MIN
8. Durability: 1,500Cycles Δ_{A03}
9. To conform with the
10. Solder heat resistance: wave soldering 260°C 5 seconds



Recommend PCB Layout
(Jack Top View) Δ_{A03}
Tolerance: $\pm 0.05\text{mm}$
Recommend PCB Thickness: 1.6mm

Product Drawing
ALEXTRONIC

UNLESS OTHERWISE SPECIFIED TOLERANCES	SCALE: free	UNIT: mm	DWG. NO: WI-061-695
	SIZE: A3	PAGE: 1 OF 1	
DECIMALS: X : ± 0.5 X.X : ± 0.3 X.XX : ± 0.2	ANGLES: X : $\pm 2'$ X.X : $\pm 1'$	APPROVED BY	CHECKED BY
		WXY	PengJie
			GMC
CUSTOMER COPY			

NO.	PART NAME	Q'TY	MATERIAL	PLATING & COLOR	Remark
b	Terminal	21	Brass, T=0.3mm Δ_{A03}	CuSn Plating Δ_{A03}	
a	Housing	1	PC UL94V-0	Black	